

FUND FACT SHEET

KIWOOM INDONESIA BOND PLUS FUND (KIBPF)

All data expressed as of 28th February 2025

Fund Category : Fixed Income

INVESTMENT POLICY

Equities	0%-20%
Bonds	80%-100%
Money Market	0%-20%

INVESTMENT ALLOCATION

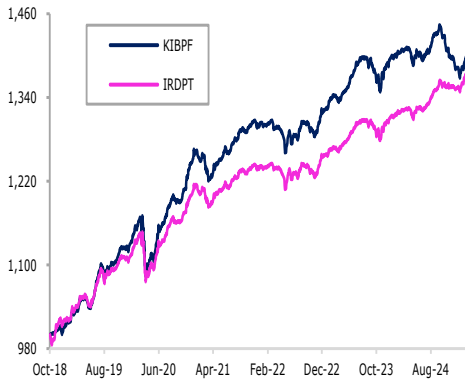
Equities	4.02%
Bonds	90.40%
Money Market	5.58%

HISTORICAL PERFORMANCE

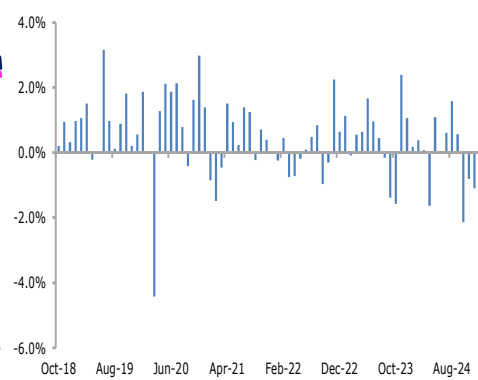
Performance	1 mo	3 mo	6 mo	YTD	1 yr	3 yr	5 yr	Since Inception
KIBPF	-0.04%	-1.07%	-3.43%	0.02%	-1.84%	5.77%	19.97%	38.21%
IRDPT*	0.76%	1.04%	1.49%	1.28%	3.71%	10.12%	21.15%	37.07%
Best Monthly Return	3.16%	June 2019						
Worst Monthly Return	-4.42%	March 2020						

*Benchmark (Infovesta Fixed Income Fund Index)

Unit Price Movement since Inception



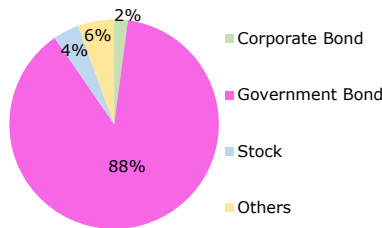
Monthly Return During The Last 5 Years



TOP 10 HOLDINGS
(In Alphabetical Order)

Symbol	%
FR0050	5%
FR0054	3%
FR0058	3%
FR0072	5%
FR0074	4%
FR0076	3%
FR0080	3%
FR0084	4%
FR0087	4%
FR0097	3%

SECTOR COMPOSITION
(Exclude TD)



INVESTMENT OBJECTIVE

Provide optimal investment return with relatively low risk level with focus on debt securities coupled with small portion of equity portfolio, ideal for medium to long term investment purposes

INVESTMENT BENEFITS

- Professional fund management
- Investment diversification
- Easiness of investment
- Information transparency

INVESTMENT RISKS

- Risk of decreasing Net Asset Value of each Participation Unit.
- Default risk
- Risk of change in economic and political conditions
- Liquidity risk
- Risk of dissolution and liquidation
- Risk of changing in tax regulation
- Risk of amendment another rules
- Risk of electronic media transaction
- Foreign exchange rate risk

RISK CLASSIFICATION

CONSERVATIVE MODERATE AGGRESSIVE

Kiwoom Indonesia Bond Plus Fund has low to medium risk that invest in debt securities coupled with small portion of equity

FUND INFORMATION

Effective Date	: 05 October 2018
Effective Statement	: S-549/PM.21/2018
Launch Date	: 02 July 2018
Currency	: Rupiah
Minimum Subscription	: IDR 100.000
Unit Price (NAV per Unit)	: IDR 1,382.12
NAB (end of month)	: IDR 475,65 Billion
Number of Offered Units	: 10 Billion Units
Valuation Period	: Daily
Custodian Bank	: DBS Indonesia
Subscription Fee	: Maximum 3%
Redemption Fee	: Maximum 3%
Switching Fee	: Maximum 3%
Management Fee	: Maximum 2% p.a
Custodian Fee	: Maximum 0.15% p.a
ISIN Code	: IDN000342201

BANK ACCOUNTS

Bank DBS Indonesia
Kiwoom Indonesia Bond Plus Fund
A/C. 332-010-3213

CUSTODIAN BANK

DBS is a leading financial services group in Asia. The bank's capital position, as well as "AA-" and "Aa1" credit ratings, is among the highest in Asia-Pacific. DBS has been recognised by The Banker, a member of the Financial times group, and "Best Managed Bank in Asia-Pacific" by The Asian Banker. The bank also been named "Safest Bank In Asia" by Global Finance for five consecutive years from 2009 to 2013.

ABOUT KIWOOM INVESTMENT MANAGEMENT INDONESIA

PT. Kiwoom Investment Management Indonesia (KIMI) is subsidiary of PT. Kiwoom Sekuritas Indonesia. KIMI was established at 1999 as PT. Dongsuh Investment Management. KIMI has the experience of portfolio investment for more than 10 years.

CONTACT INFORMATION

Treasury Tower 27th Floor Unit A, District 8 SCBD Lot. 28 Jl. Jend. Sudirman Kav 52-53, South Jakarta 12190 | Tel. +62 (021) 5010 5757 | Fax. +62 (021) 5010 5760 | www.kiwoom-invest.co.id

Surat atau bukti konfirmasi pembelian Reksa Dana, penjualan kembali Reksa Dana, dan pengalihan Reksa Dana merupakan bukti hukum yang sah atas kepemilikan Reksa Dana yang diterbitkan dan dikirimkan oleh Bank Kustodian. Dalam hal telah terdapat fasilitas Acuan Kepemilikan Sekuritas (AKSES). Pemegang Unit Penyertaan dapat melihat kepemilikan Reksa Dana melalui laman <https://akses.ksei.co.id/>.

INVESTMENT IN MUTUAL FUND CONTAINS RISKS. INVESTOR MUST READ AND UNDERSTAND PROSPECTUS BEFORE DECIDING TO INVEST IN MUTUAL FUND. PAST PERFORMANCE DOES NOT INDICATE FUTURE PERFORMANCE.

This report has been prepared by PT. Kiwoom Investment Management Indonesia only for information purpose. It should not be considered as an offer to sell, or a solicitation of an offer to buy. This report was prepared based on trusted sources, but PT. Kiwoom Investment Management Indonesia does not guarantee information and material accuracy, sufficiency, or completeness. Investments in mutual funds are not deposits or guaranteed and are subject to investment risks, including the possible loss of the principal amount invested. PT Kiwoom Investment Management Indonesia is registered and is overseen by Financial Services Authority (OJK), with registration number KEP-03/PM/MI/2000.

REGISTERED AND OVERSEEN BY

