


28 February 2025		Equity Fund	
Effective Date	10 Oktober 2014	<b>Fund Manager</b>	
Effective Number	S-441/D.04/2014	PT Henan Putihrai Asset Management is a full-fledged Fund Management Firm with deep comprehension and extensive experience in Indonesian capital market. Our humble start began in 1990 through the establishment of Henan Putihrai Sekuritas as one of IDX founding members of IDX. Our strategy and core competence have allowed us to consistently grow and survive the turbulence of economic cycle.	
Launch Date	01 December 2014	<b>Fund Objective</b>	
Currency	IDR	To optimize long-term aggressive capital growth through active investments in equity instruments available through public offerings and/or traded in the Indonesian stock exchange and/or money market instruments.	
NAV/Unit (Rp)	<b>1,007.345</b>	<b>Investment Policy</b>	
AUM (Rp bln)	<b>11.184</b>	Equity	≥ 80%
Minimum Subs (Rp)	50,000	Cash & Equivalent	≤ 20%
Current Unit NAV	11,102,360.475	Money Market	≤ 20%
Maximum Unit	5,000,000,000	<b>Portfolio Composite</b>	
Periodic Update	Daily	Equity	71%
Subscription Fee	≤2%	Time Deposit	13%
Redemption Fee	≤5%	Cash & Equivalent	16%
Switching Fee	≤2%	<b>Investment Product Benefits</b>	
Management Fee	≤5%	Professional management	
Custodian Fee	≤0.25%	Transparency	
Risks	Market Risk Redemption Risk Liquidation Risk Liquidity Risk	Long term capital growth	
Custodian Bank	Bank Mega	Asset diversification	
Bank ISIN Code	IDA0001024B9	Ease of subscription/redemption	
Subs. Account No.	<b>010740011235329</b> Bank Mega Cab. KC Jakarta Tendan	<b>Top Holdings (Alphabetical)</b>	
		1	BBCA 8.6%
		2	BMRI 8.0%
		3	BREN 4.5%
		4	HEAL 4.7%
		5	ICBP 7.2%
		6	SRTG 5.3%
		7	SSIA 6.6%
		8	TLKM 4.9%
		9	TPIA 6.6%
		10	UNTR 5.7%
		<b>Sectoral</b>	
		1	Banking - TD 13.4%
		2	Basic Materials 12.3%
		3	Consumer, Non-cyclical 11.9%
		4	Financial 23.2%
		5	Others 23.6%
<b>Risk Classification</b>			
<div style="display: flex; justify-content: space-around;"> <span>Low</span> <span>Low-Mid</span> <span>Mid-High</span> <span>High</span> </div> 			
Money Market		Fixed Income	
Balanced Fund		Equity	

Notes: This product invests in long term equity securities listed in IDX with high volatility

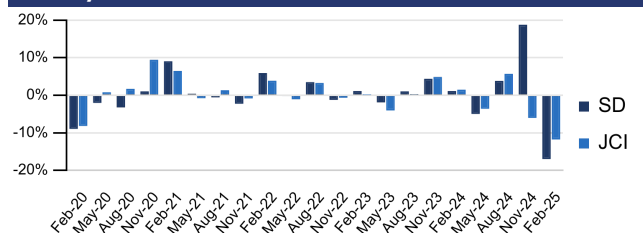
#### Fund Performance

	1M	3M	6M	YTD	1Y	3Y	5Y	Inception
HPAM SAHAM DINAMIS	-17.02%	-18.27%	-4.38%	-18.46%	-9.35%	-2.18%	-9.83%	0.73%
Index Harga Saham Gabungan	-11.80%	-11.86%	-18.25%	-11.43%	-14.44%	-8.97%	15.00%	21.42%
Best Monthly Return	18.8%	29-Nov-2024						
Worst Monthly Return	-25.75%	31-Mar-2020						

#### Performance Since Inception



#### Monthly Performance



#### Access for Investor

Prospectus <a href="https://hpam.co.id">https://hpam.co.id</a>	Fund Ownership <a href="https://akses.ksei.co.id/">https://akses.ksei.co.id/</a>	Instagram <a href="https://www.instagram.com/hpam.id">@hpam.id</a>
---	---	---

#### Custodian Bank Profile

PT Bank Mega Tbk. Is a BUKU III bank in Indonesia with interests spanning the whole of Indonesia. It was founded in 1992 and currently owned by the CT Corpora Group. The bank holds the license to operate as a custodian: KEP-01/PM/KSTD/2001

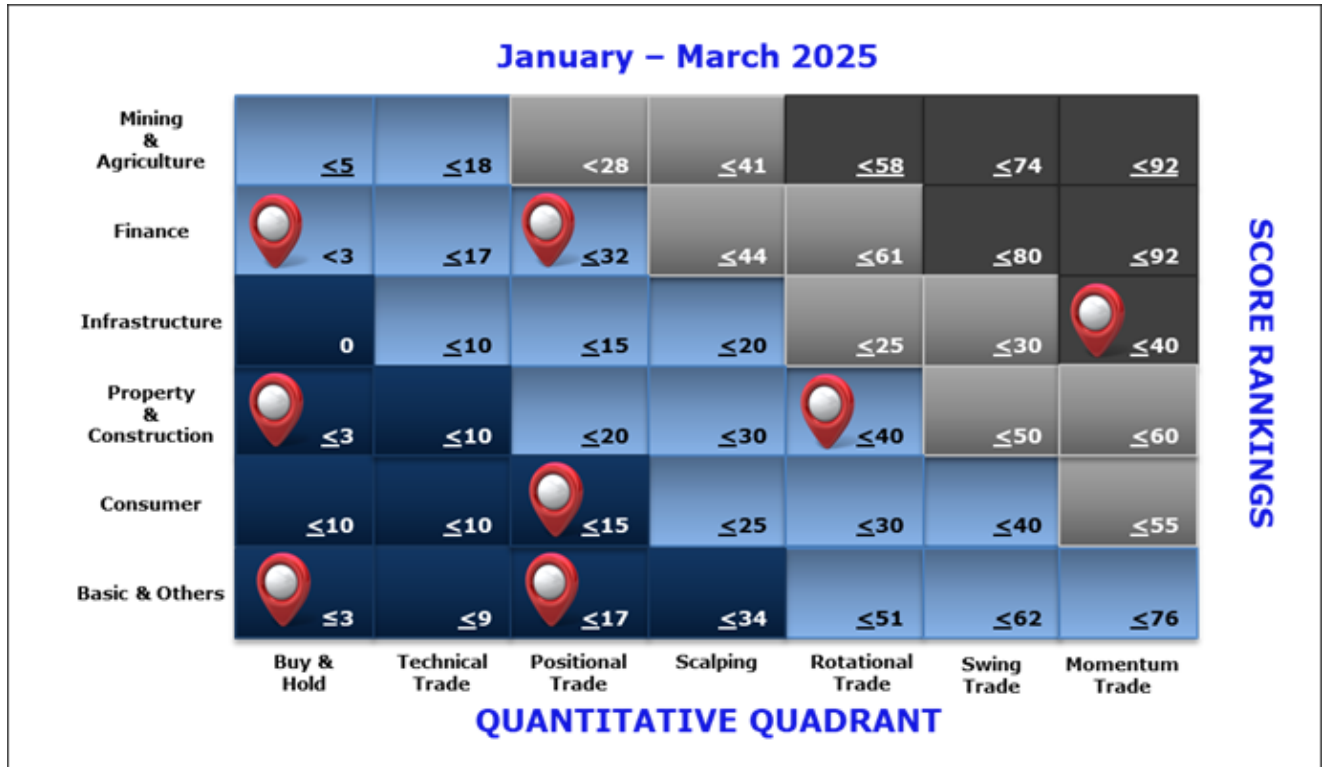
#### Disclaimer

Before investing you should carefully consider the Fund's investment objectives, risks, charges and expenses. This fund may also allocate a portion of the portfolio to high risk assets which have high risk and return profile. This and other information are available through request for prospectus or at our company's website. The fund is subject to market risks (volatility) and may not be appropriate for short term investments. Holdings and Sector weightings are subject to constant changes without notice as deemed fit by the investment management team. This document is for sophisticated investor only and not intended for individual private investor. Performance data quoted represent past performance and is no guarantee of future results. Investment returns and principal values may fluctuate so that an investor's shares, when redeemed, may be worth more or less than their original cost. Current performance may be lower or higher than that shown. All return assume reinvestment of all dividend and capital gain distributions. Index performance is shown for illustrative purpose only. Conventional Non-bank institutions are prohibited from investing directly in index.

**28 February 2025** **Equity Fund**

Intrinsic Assessment Value								
No	Variables	Ranks		Intrinsic	≤10%	≤30%	≤60%	≤90%
1	GCG Scoring	1	3	4	Ownership & Management			
2	Product Strength	1	2	3	4	Barriers to Entry		
3	5 Year CAGRs	1	2	3	4	Growth vs. Industry		
4	ROE & ROIC	1	2	3	4	Ratios vs. Industry		
5	Yield Curve	1	2	3	4	Equal & Above the Curve		
6	Solvency	1	2	3	4	Debt Service Ratio		
7	Capital Structure	1	2	3	4	Equity vs. Debt Financing		
8	Banking BUKU	1	2	3	4	Min. Bank BUKU 2		
9	Net Foreign Flow	1	2	3	4	Foreign vs. Domestic Investors		
10	Investment Grade	1	2	3	4	BBB+ to AAA		
11	Relative Bond Price Performance	1	2	3	4	IDMA movement		
12	Market Liquidity	1	2	3	4	VWAP & MOSB		
13	Yield to Maturity	1	2	3	4	Above Fair Yield		
14	Interest Payment Cycle	1	2	3	4	Monthly & Quarterly & Semi Annual		
15	Settlement Date Target	1	2	3	4	Good Fund		

**Value @ Risk Matrix**



**PT. Henan Putihrai Asset Management**  
 Sahid Sudirman Center Lantai 46  
 Jln. Jenderal Sudirman No.86, Jakarta Pusat 10220  
 (021) 39716699  
<https://hpam.co.id>