

28 February 2025		Equity Fund
Effective Date	10 Agustus 2017	<b>Fund Manager</b> PT Henan Putihrai Asset Management is a full-fledged Fund Management Firm with deep comprehension and extensive experience in Indonesian capital market. Our humble start began in 1990 through the establishment of Henan Putihrai Sekuritas as one of IDX founding members of IDX. Our strategy and core competence have allowed us to consistently grow and survive the turbulence of economic cycle.
Effective Number	S-440/PM.21/2017	
Launch Date	15 December 2017	
Currency	IDR	
NAV/Unit (Rp)	<b>1,332.883</b>	
AUM (Rp bln)	<b>401.614</b>	
Minimum Subs (Rp)	50,000	
Current Unit NAV	301,311,978.1485	
Maximum Unit	10,000,000,000	
Periodic Update	Daily	
Subscription Fee	≤2%	<b>Fund Objective</b> To optimize long-term capital growth through proactive aggressive strategy emphasizing on portfolio mix of stocks (through primary and secondary market), inclusive of bonds and/or money market and/or cash and quasi-cash instruments.
Redemption Fee	≤5%	
Switching Fee	≤3%	
Management Fee	≤5%	
Custodian Fee	≤1%	
Risks	Market Risk Redemption Risk Liquidation Risk Liquidity Risk	
Custodian Bank	Bank Rakyat Indonesia	
Bank ISIN Code	IDA0001024B9	
Subs. Account No.	<b>032901003858307</b> Bank BRI Veteran	
		<b>Portfolio Composite</b> Equity 79% Time Deposit 20% Cash & Equivalent 1%
		<b>Investment Product Benefits</b> Professional management Transparency Long term capital growth Asset diversification Ease of subscription/redemption
		<b>Top Holdings (Alphabetical)</b> 1 AMMN 6.0% 2 TD - BANK ALLOBANK 7.5% 3 TD - BANK MNC 14.9% 4 BBKA 6.1% 5 BMRI 8.7% 6 BREN 7.0% 7 MTEL 7.6% 8 SRTG 8.0% 9 SSIA 7.8% 10 TPIA 8.1%
		<b>Sectoral</b> 1 Banking - TD 29.9% 2 Energy 13.0% 3 Financial 36.5% 4 Industrial 19.9% 5 Others 10.0%



Money Market      Fixed Income      Balanced Fund      Equity

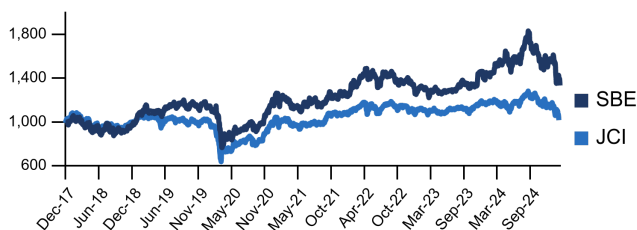
Notes: This product invests in long term equity securities listed in IDX with high volatility

#### Fund Performance

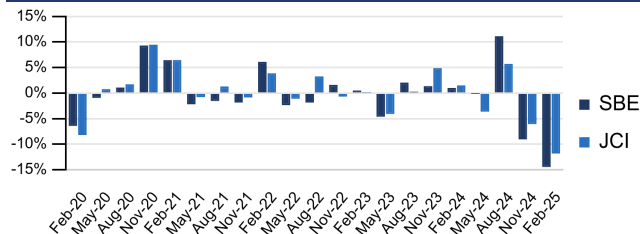
	1M	3M	6M	YTD	1Y	3Y	5Y	Inception
HPAM SMART BETA EKUITAS	-14.45%	-10.06%	-24.28%	-14.85%	-8.14%	-0.40%	27.33%	33.29%
HPAM SMART BETA EKUITAS*	-14.45%	-10.04%	-24.26%	-14.85%	-8.12%	2.67%	31.26%	37.40%
Index Harga Saham Gabungan	-11.80%	-11.86%	-18.25%	-11.43%	-14.44%	-8.97%	15.00%	2.47%
Best Monthly Return	11.9%	30-Apr-2020						
Worst Monthly Return	-22.74%	31-Mar-2020						

\*Total return including cash dividend

#### Performance Since Inception



#### Monthly Performance



#### Access for Investor

Prospectus  
<https://hpam.co.id>

Fund Ownership  
<https://akses.ksei.co.id/>

Instagram  
[@hpam.id](https://www.instagram.com/hpam.id)

#### Custodian Bank Profile

PT Bank Rakyat Indonesia (Persero) Tbk is one of the oldest bank in Indonesia, established in 1895 and is the biggest bank in micro lending in Indonesia. Bank Rakyat BRI received the license as custodian bank based on Bapepam-LK no KEP-91/PM/1996

#### Disclaimer

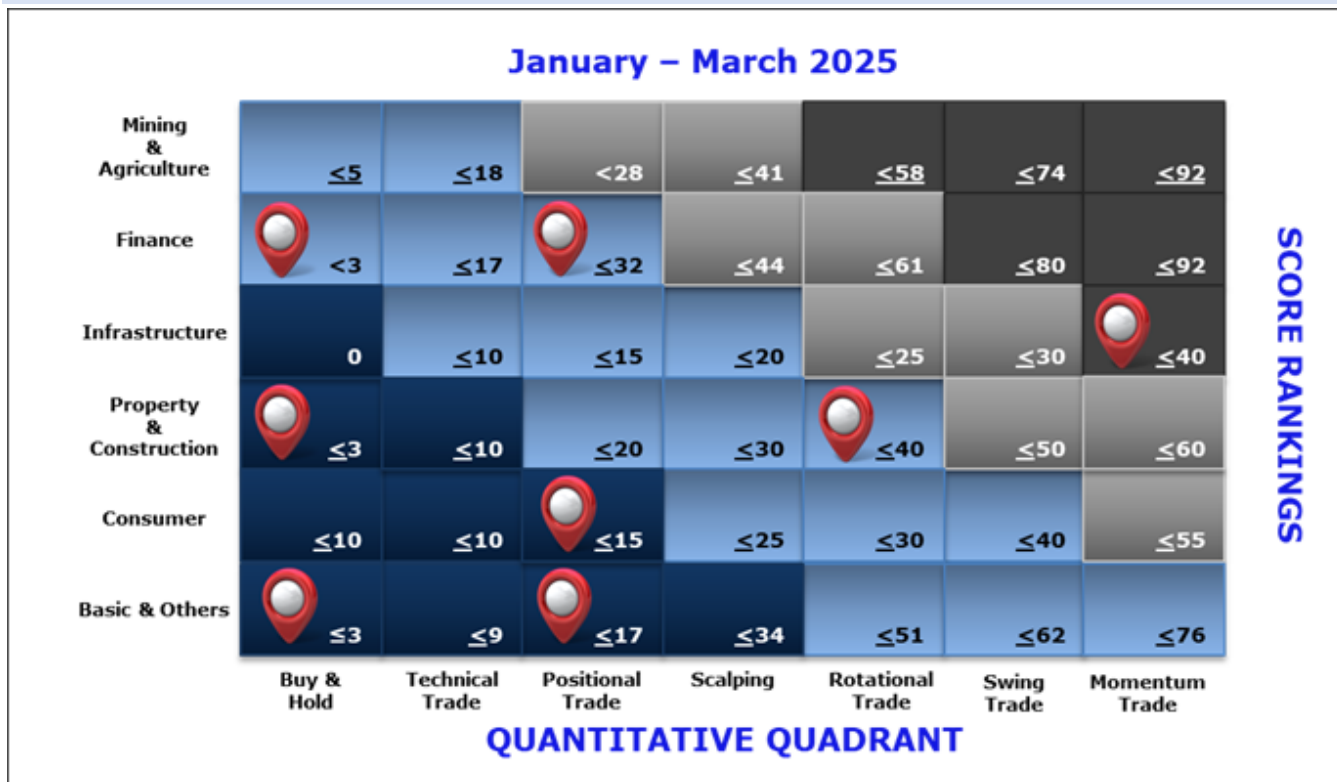
Before investing you should carefully consider the Fund's investment objectives, risks, charges and expenses. This fund may also allocate a portion of the portfolio to high risk assets which have high risk and return profile. This and other information are available through request for prospectus or at our company's website. The fund is subject to market risks (volatility) and may not be appropriate for short term investments. Holdings and Sector weightings are subject to constant changes without notice as deemed fit by the investment management team. This document is for sophisticated investor only and not intended for individual private investor. Performance data quoted represent past performance and is no guarantee of future results. Investment returns and principal values may fluctuate so that an investor's shares, when redeemed, may be worth more or less than their original cost. Current performance may be lower or higher than that shown. All return assume reinvestment of all dividend and capital gain distributions. Index performance is shown for illustrative purpose only. Conventional Non-bank institutions are prohibited from investing directly in index.

**28 February 2025** **Equity Fund**

**Intrinsic Assessment Value**

No	Variables	Ranks				Intrinsic	≤10%	≤30%	≤60%	≤90%
1	GCG Scoring	1	2	3	4	Ownership & Management				
2	Product Strength	1	2	3	4	Barriers to Entry				
3	5 Year CAGRs	1	2	3	4	Growth vs. Industry				
4	ROE & ROIC	1	2	3	4	Ratios vs. Industry				
5	Yield Curve	1	2	3	4	Equal & Above the Curve				
6	Solvency	1	2	3	4	Debt Service Ratio				
7	Capital Structure	1	2	3	4	Equity vs. Debt Financing				
8	Banking BUKU	1	2	3	4	Min. Bank BUKU 2				
9	Net Foreign Flow	1	2	3	4	Foreign vs. Domestic Investors				
10	Investment Grade	1	2	3	4	BBB+ to AAA				
11	Relative Bond Price Performance	1	2	3	4	IDMA movement				
12	Market Liquidity	1	2	3	4	VWAP & MOSB				
13	Yield to Maturity	1	2	3	4	Above Fair Yield				
14	Interest Payment Cycle	1	2	3	4	Monthly & Quarterly & Semi Annual				
15	Settlement Date Target	1	2	3	4	Good Fund				

**Value @ Risk Matrix**



**PT. Henan Putihrai Asset Management**  
 Sahid Sudirman Center Lantai 46  
 Jln. Jenderal Sudirman No.86, Jakarta Pusat 10220  
 (021) 39716699  
<https://hpam.co.id>