

SAM DANA BERKEMBANG
Reksa Dana Campuran/ *Balanced Fund*

28-Mar-14 | NAV: 12,517.22

TUJUAN INVESTASI/ INVESTMENT OBJECTIVE

Untuk memperoleh imbal hasil yang menarik, dengan investasi utama pada portofolio berimbang antara efek saham dan efek pendapatan tetap.

To obtain attractive returns, with major investments in the portfolio balanced between Equity and fixed income.

KEBIJAKAN INVESTASI/ INVESTMENT POLICY

Menggunakan strategi alokasi aset secara aktif antara efek saham, pendapatan tetap dan pasar uang. Pengambilan keputusan investasi dilakukan berdasarkan pendekatan top-down dengan menggunakan riset yang mendalam, untuk memilih efek terbaik dari sektor terbaik.

Using a strategy of active asset allocation amongst Equity, fixed income and money market. Investment decision made by top-down approach by using an in-depth research, to choose the best stock of the best sectors.

PROFIL/ PROFILE

Type	Balanced Fund
Inception Date	05-Nov-97
Investment Policy	1% - 79% Equity
	1% - 79% Fixed income instruments
	1% - 79% Money market and/or cash equivalent instruments

KINERJA/ PERFORMANCE

Tingkat Imbal Hasil/ *Investment Return*

Period ended March 28, 2014 (Actual)

	1 Month	3 Months	6 Months	YTD	Since Inception *
SAM Dana Berkembang	1.50%	4.96%	4.53%	4.96%	16.66%
Jakarta Composite Index	3.20%	11.56%	10.47%	11.56%	14.87%

*) Annualized, since 5 Nov 1997

Semenjak diluncurkan pada 5 November 1997 SAM Dana Berkembang memberikan imbal hasil sebesar +16.66% dan IHSG sebesar +14.87% (disetahunkan).

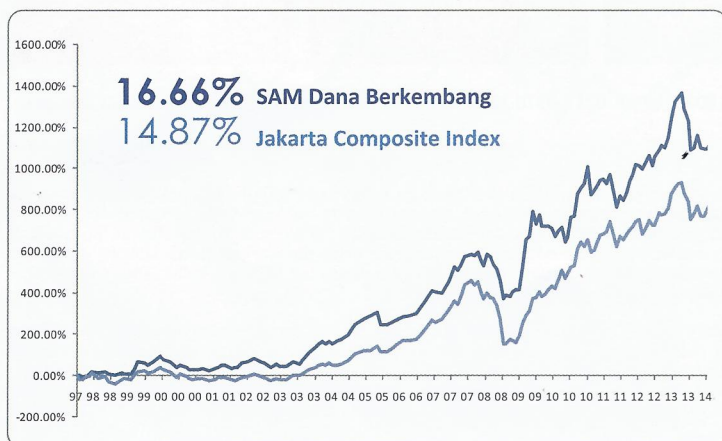
Sepanjang Maret 2014 (YTD), SDB membukukan keuntungan sebesar 4.96%, dibandingkan dengan IHSG sebesar 11.56%.

Since its launch on November 05, 1997 SAM Dana Berkembang provide return of +16.66% vs +14.87% of JCI (annualized).

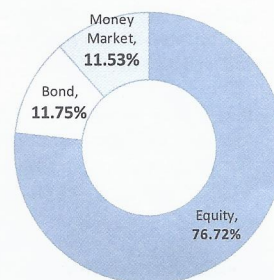
Throughout March 21014 (YTD), SDB increased by 4.96% vs 11.56% of JCI.

GRAFIK PERTUMBUHAN IMBAL HASIL/ INVESTMENT RETURN GROWTH CHART

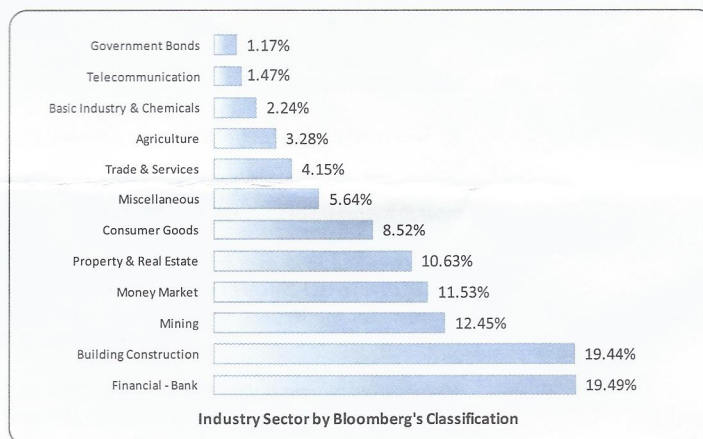
Periode Sejak Pendirian/ *Since Inception Date 5 Nov 1997*



ALOKASI ASET/ ASSET ALLOCATION



ALOKASI INDUSTRI/ SECTOR ALLOCATION



TOP 5 HOLDING

Asset	Holding %
Money Market	11.5
Obl Bkljt I Agung Podomoro Land Tahap I 2013	8.8
Bank Mandiri Persero Tbk PT	7.1
Bank Rakyat Indonesia Persero Tbk PT	5.9
Astra International Tbk PT	5.6

Penyertaan Minimum/ *Minimum Subscription*
Rp 250,000

Dana Kelolaan/AUM
Rp **105.56** Billion

Bloomberg: SAMGRTI IJ Equity

Kustodian/ *Custodian Bank*
Bank CIMB Niaga, Tbk

No. Rekening/ *Account Number*
SAM Dana Berkembang
No: 064.01.13391.001
Bank CIMB Niaga Cb. Graha Niaga

Publikasi NAB/ *Publication of Daily NAV*
Koran: Bisnis Indonesia, Kontan dan Investor Indonesia

Pelaporan/ *Reporting*
Bulanan/ *Monthly*

Subscription/ *Redemption*
Harian/ *Daily*

SAM SYARIAH BERIMBANG

Reksa Dana Campuran Syariah/ *Sharia Balanced Fund*

28-Mar-14

NAV: 1,912.49

TUJUAN INVESTASI/ INVESTMENT OBJECTIVE

Untuk memperoleh imbal hasil yang optimal dengan berinvestasi pada efek sukuk, efek pasar uang syariah dan efek saham yang termasuk dalam Daftar Efek Syariah.

Aiming to obtain optimal return for unit holders by investing in Syariah-compliant equity listed in Daftar Efek Syariah, sukuk instrument, and syariah-compliant money market instruments and / or cash.

KEBIJAKAN INVESTASI/ INVESTMENT POLICY

Menggunakan strategi alokasi aset secara aktif antara efek sukuk, pasar uang syariah dan saham syariah. Pengambilan keputusan investasi dilakukan berdasarkan pedekatan top-down dengan menggunakan riset yang mendalam, untuk memilih efek syariah terbaik dari sektor terbaik.

Using a strategy of active asset allocation between Equity, fixed income and money market. Investment decision made by top-down approach and using an in-depth research, to choose the best stock of the best sectors in syariah-compliant

PROFIL/ PROFILE

Type	Sharia Balanced Fund	
Inception Date	10-Feb-10	
Investment Policy	5%-75%	Sharia-compliant equity
	5%-75%	Sukuk instrument
	2%-75%	Sharia-compliant money market instrument

KINERJA/PERFORMANCE

Tingkat Imbal Hasil/ *Investment Return*

Period ended March 28, 2014 (Actual)

	1 Month	3 Months	6 Months	YTD	Since Inception
SAM Syariah Berimbang	4.94%	12.15%	8.45%	12.15%	91.25%
Jakarta Islamic Index	2.16%	9.45%	9.36%	9.45%	58.58%

Semenjak diluncurkan pada 10 Februari 2010 SAM Syariah Berimbang memberikan imbal hasil sebesar +91.25% dan JII sebesar +58.58% (aktual).

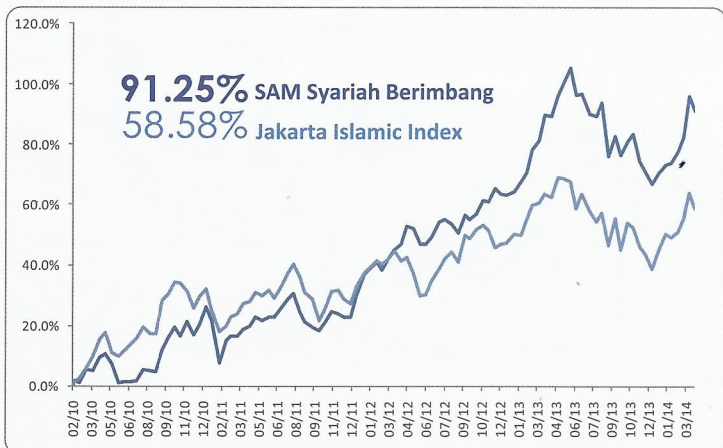
Sepanjang Maret 2014 (YTD), SSB membukukan kenaikan sebesar +12.15%, lebih tinggi dari JII yang naik sebesar +9.45%.

Since its launch on February 10, 2010 SAM Syariah Berimbang Total return is +91.25% vs 58.58% JII.

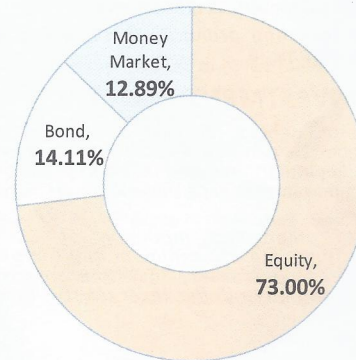
Throughout March 2014 (YTD), SSB increased by +12.15% vs 9.45% of JII.

GRAFIK PERTUMBUHAN IMBAL HASIL/ INVESTMENT RETURN GROWTH CHART


Periode Sejak Pendirian/ *Since Inception Date* 10 February 2010



ALOKASI ASET/ ASSET ALLOCATION



ALOKASI INDUSTRI/ SECTOR ALLOCATION



TOP 5 HOLDING

Asset	Holding %
Money Market	12.9
Astra International Tbk PT	8.7
Adhi Karya Persero Tbk PT	7.1
Astra Agro Lestari Tbk PT	6.0
Pembangunan Perumahan Persero Tbk PT	6.0

Penyertaan Minimum
Minimum Subscription
Rp 250.000

Dana Kelolaan/AUM
Rp **506.15** Billion

Publikasi NAB/ *Publication of Daily NAV*
Koran: Bisnis Indonesia, Kontan dan Investor Indonesia

Bloomberg: SAMSYPE IJ Equity

Kustodian/ *Custodian Bank*
Bank CIMB Niaga, Tbk

No. Rekening/ *Account Number*
Reksadana SAM Syariah Berimbang
No: 520.01.00311.00.3
Bank CIMB Niaga Cb. Graha Niaga

Pelaporan/ *Reporting*
Bulanan/ *Monthly*

Subscription/ *Redemption*
Harian/ *Daily*

SAM SHARIA EQUITY FUND

Reksa Dana Saham Syariah/ Sharia-compliant Equity Fund

28-Mar-14

NAV: 1,260.25

TUJUAN INVESTASI/ INVESTMENT OBJECTIVE

Untuk memperoleh imbal hasil yang jangka panjang bagi Pemegang Unit Penyertaan dengan menginvestasikan dananya pada Efek Ekuitas bersifat syariah yang termasuk dalam daftar Efek Syariah serta Instrumen Pasar Uang dan Setara Kas bersifat syariah.

Aiming to obtain optimal return for unit holders by investing in Sharia-compliant equity listed in Daftar Efek Syariah, sukuk instrument, and syariah-compliant money market instruments and / or cash.

KEBIJAKAN INVESTASI/ INVESTMENT POLICY

Melakukan investasi dengan komposisi minimum 80% pada Efek Ekuitas yang termasuk dalam Daftar Efek Syariah dan maksimum 20% pada Instrumen Pasar Uang dan Setara Kas bersifat syariah.

Investing with an investment composition minimum of 80% 98% in sharia-compliant equity and maximum of 20% in sharia-compliant money market in Indonesia. Investment decision is made by top-down approach and using an in-depth research.

PROFIL/ PROFILE

Type	Sharia-compliant Equity Fund	
Inception Date	18-Jan-13	
Investment Policy	Min 80%	Sharia-compliant Equity
	Max 20%	Sharia-compliant money market instrument and/or cash

KINERJA/ PERFORMANCE

Tingkat Imbal Hasil/ Investment Return

Period ended March 28, 2014 (Actual)					
	1 Month	3 Months	6 Months	YTD	Since Inception
SAM Sharia Equity	5.56%	18.39%	11.55%	18.39%	26.03%
Jakarta Islamic Index	2.16%	9.45%	9.36%	9.45%	4.06%

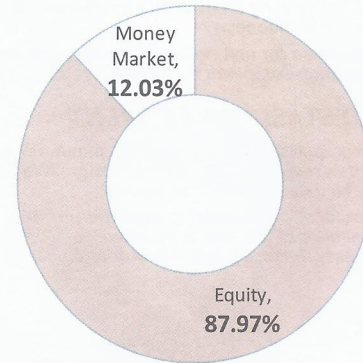
Diluncurkan perdana pada 18 Januari 2013, SAM Sharia Equity Fund memberikan imbal hasil sebesar 26.03% dibandingkan JII sebesar 4.06% (aktual).

Launched in January 18, 2013, SAM Sharia Equity Fund booked total return of +26.03% vs 4.06% JII.

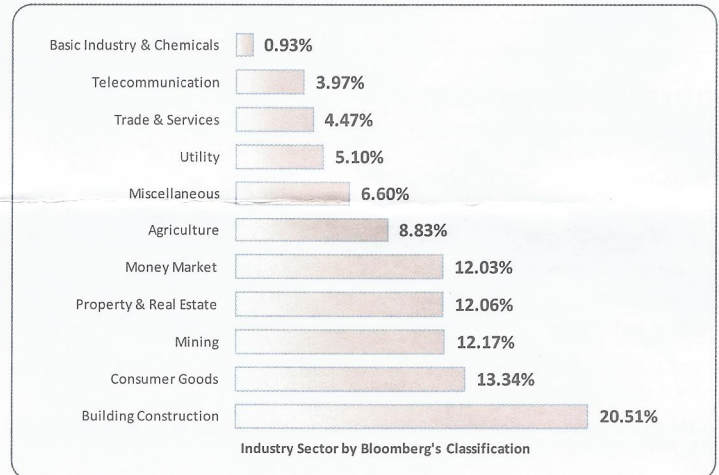
GRAFIK PERTUMBUHAN IMBAL HASIL/ INVESTMENT RETURN GROWTH CHART



ALOKASI ASET/ ASSET ALLOCATION



ALOKASI INDUSTRI/ SECTOR ALLOCATION



TOP 5 HOLDING

Asset	Holding %
Money Market	12.0
Astra International Tbk PT	6.6
Wijaya Karya Persero Tbk PT	6.4
Adhi Karya Persero Tbk PT	6.0
Astra Agro Lestari Tbk PT	5.9

Penyertaan Minimum
Minimum Subscription
Rp 250.000

Kustodian/ Custodian Bank
Bank CIMB Niaga, Tbk

Dana Kelolaan/ AUM
Rp **251.27** Billion

No. Rekening/ Account Number
SAM Sharia Equity Fund
No. 516.01.00092.00.3
CIMB Niaga Cb. Kelapa Gading

Publikasi NAB/ Publication of Daily NAV
Koran: Bisnis Indonesia, Kontan dan Investor Indonesia

Pelaporan/ Reporting
Bulanan/ Monthly

Bloomberg: SAMSHEQ IJ Equity

Subscription/ Redemption
Harian/ Daily