

31 January 2024

Equity Fund

Effective Date	25 Juni 2014
Effective Number	S-304/D.04/2014
Launch Date	28 August 2014
Currency	IDR
NAV/Unit (Rp)	804.2794
AUM (Rp bln)	386.324
Minimum Subs (Rp)	500,000
Current Unit NAV	480,335,909.3439
Periodic Update	Daily
Subscription Fee	≤2%
Redemption Fee	≤5%
Switching Fee	≤1%
Management Fee	≤3%
Custodian Fee	≤0.25%
Risks	Market Risk Redemption Risk Liquidation Risk Liquidity Risk
Custodian Bank	Bank Rakyat Indonesia
Bank ISIN Code	IDA0001024B9
Subs. Account No.	020601005206306 BRI KCK Sudirman

Fund Manager

PT Henan Putihrai Asset Management is a full-fledged Fund Management Firm with deep comprehension and extensive experience in Indonesian capital market. Our humble start began in 1990 through the establishment of Henan Putihrai Sekuritas as one of IDX founding members of IDX. Our strategy and core competence have allowed us to consistently grow and survive the turbulence of economic cycle.

Fund Objective

To optimize long-term investment growth through investments in Syariah instruments with an emphasis on equity instruments in the Syariah instruments list.

Investment Policy

Equity	≥ 80%
Money Market	≤ 20%

Portfolio Composite

Equity	96%
Time Deposit	2%
Cash & Equivalent	2%

Investment Product Benefits


Professional management
Transparency
Long term capital growth
Asset diversification
Ease of subscription/redemption

Top Holdings (Alphabetical)

1	AKRA	12.2%
2	ICBP	2.9%
3	IIKP	4.1%
4	MPMX	13.4%
5	MTEL	10.1%
6	PRDA	4.8%
7	SRTG	5.3%
8	SSIA	16.4%
9	TPIA	19.2%
10	UNTR	3.3%

Sectoral

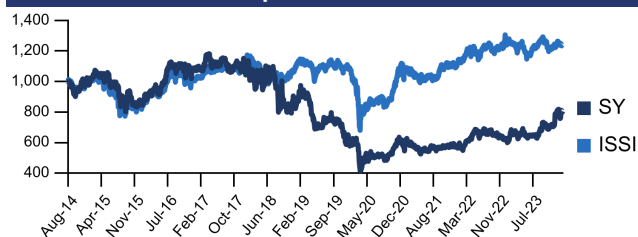
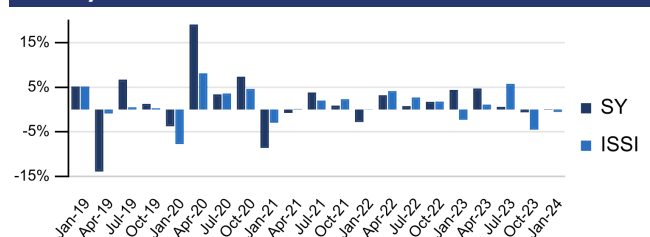
1	Basic Materials	22.7%
2	Consumer, Cyclical	28.8%
3	Financial	16.4%
4	Industrial	17.1%
5	Others	14.6%

Risk Classification

Notes: This product invests in long term sharia-equity securities listed in IDX with high volatility

Fund Performance

	1M	3M	6M	YTD	1Y	3Y	5Y	Inception
HPAM SYARIAH EKUITAS	0.08%	13.24%	23.35%	0.08%	22.99%	47.38%	-13.20%	-19.57%
Index Saham Syariah Indonesia	-0.55%	2.10%	0.53%	-0.55%	-0.55%	22.79%	9.29%	24.09%
Best Monthly Return	19.07%	30-Apr-2020						
Worst Monthly Return	-24.5%	31-Mar-2020						

Performance Since Inception**Monthly Performance****Access for Investor**

Prospectus https://hpam.co.id	Fund Ownership https://akses.ksei.co.id/	Instagram @hpam.id
---	---	---

Custodian Bank Profile

PT Bank Rakyat Indonesia (Persero) Tbk is one of the oldest bank in Indonesia, established in 1895 and is the biggest bank in micro lending in Indonesia. Bank Rakyat BRI received the license as custodian bank based on Bapepam-LK no KEP-91/PM/1996

Disclaimer

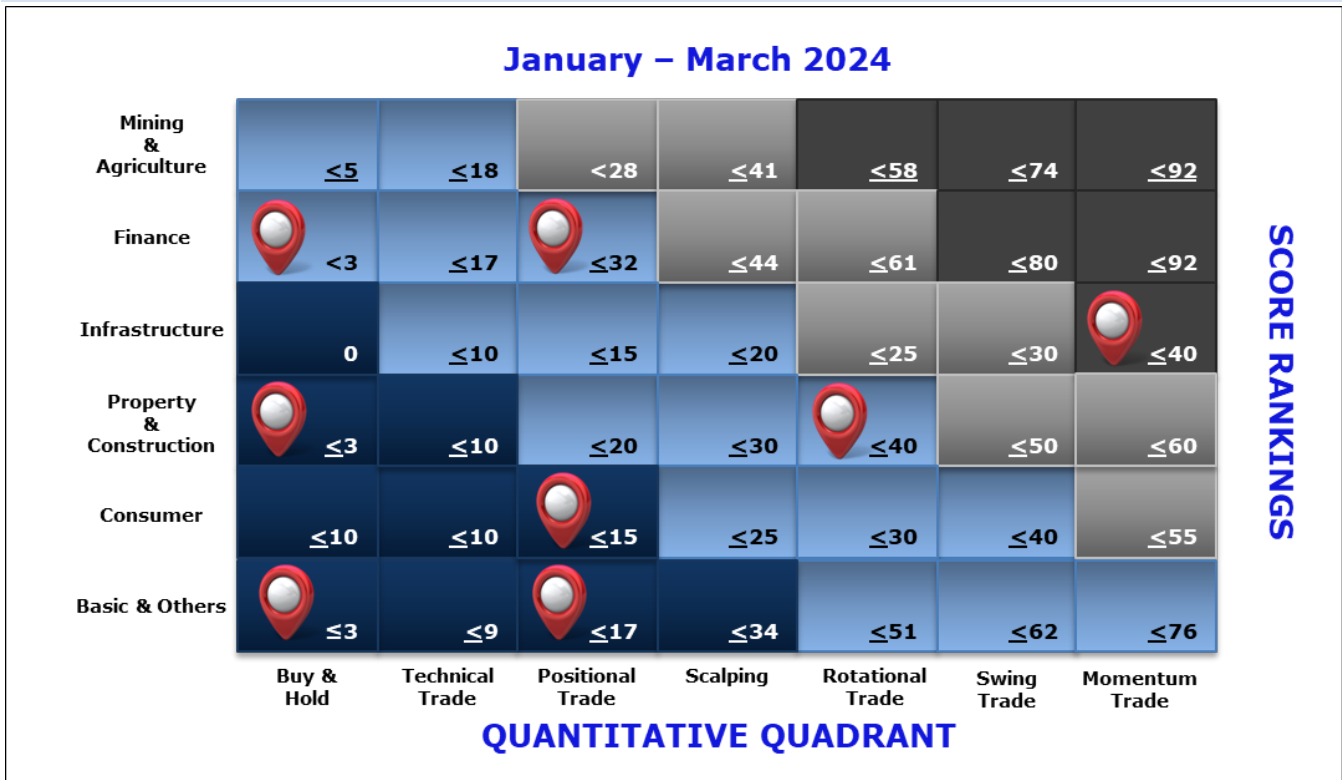
Before investing you should carefully consider the Fund's investment objectives, risks, charges and expenses. This fund may also allocate a portion of the portfolio to high risk assets which have high risk and return profile. This and other information are available through request for prospectus or at our company's website. The fund is subject to market risks (volatility) and may not be appropriate for short term investments. Holdings and Sector weightings are subject to constant changes without notice as deemed fit by the investment management team. This document is for sophisticated investor only and not intended for individual private investor. Performance data quoted represent past performance and is no guarantee of future results. Investment returns and principal values may fluctuate so that an investor's shares, when redeemed, may be worth more or less than their original cost. Current performance may be lower or higher than that shown. All return assume reinvestment of all dividend and capital gain distributions. Index performance is shown for illustrative purpose only. Conventional Non-bank institutions are prohibited from investing directly in index.

31 January 2024 **Equity Fund**

Intrinsic Assessment Value

No	Variables	Ranks				Intrinsic	≤10%	≤30%	≤60%	≤90%
		1	2	3	4					
1	GCG Scoring			3	4	Ownership & Management				
2	Product Strength	1		3	4	Barriers to Entry				
3	5 Year CAGRs	1	2		4	Growth vs. Industry				
4	ROE & ROIC	1		3	4	Ratios vs. Industry				
5	Yield Curve		2	3	4	Equal & Above the Curve				
6	Solvency		2	3	4	Debt Service Ratio				
7	Capital Structure	1		3	4	Equity vs. Debt Financing				
8	Banking BUKU	1		3	4	Min. Bank BUKU 2				
9	Net Foreign Flow	1	2	3	4	Foreign vs. Domestic Investors				
10	Investment Grade		2	3	4	BBB+ to AAA				
11	Relative Bond Price Performance	1	2		4	IDMA movement				
12	Market Liquidity		2	3	4	VWAP & MOSB				
13	Yield to Maturity		2	3	4	Above Fair Yield				
14	Interest Payment Cycle	1		3	4	Monthly & Quarterly & Semi Annual				
15	Settlement Date Target	1	2		4	Good Fund				

Value @ Risk Matrix



PT. Henan Putihrai Asset Management
 Sahid Sudirman Center Lantai 46
 Jln. Jenderal Sudirman No.86, Jakarta Pusat 10220
 (021) 39716699
<https://hpam.co.id>