

Fund Fact Sheet

Shinhan Fixed Income Fund

Agustus 2023 (for the period ended Agustus 31, 2023)



Fund Information

| | |
|-------------------|--------------------|
| Inception Date | February 7, 2019 |
| Effective Number | S-177/PM.21/2019 |
| Fund Category | Fixed Income |
| Currency | Indonesian Rupiah |
| AUM (IDR billion) | 14.50 |
| NAV / unit | 1,433.83 |
| Custodian | Bank DBS Indonesia |
| Min. Subscription | IDR 100,000 |
| Management Fee | Max. 1.25% |
| Custodian Fee | Max. 0.15% |
| Subscription Fee | Max 1.5% |
| Redemption Fee | Max 1% |
| Switching Fee | Max 0.5% |
| ISIN Code | IDN000380706 |

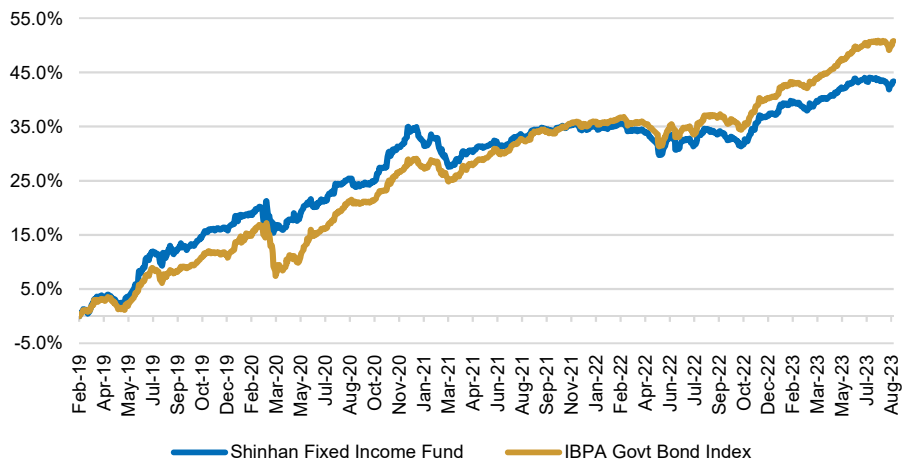
About Shinhan Asset Management Indonesia

Shinhan Asset Management Indonesia (SAMI), formerly Archipelago Asset Management, is part of Shinhan Financial Group, a global financial corporation which operates through banking, insurance, brokerage, and other services. Run by professionals with extensive experience in capital market, SAMI manage various funds for institutional and retail clients based on BAPEPAM LK permit no KEP-04/BL/MI/2012.

Investment Objective

Shinhan Fixed Income Fund aims to provide mid to long term return while maintaining stable performance through prudent fixed income portfolio management of Indonesian Government Bonds.

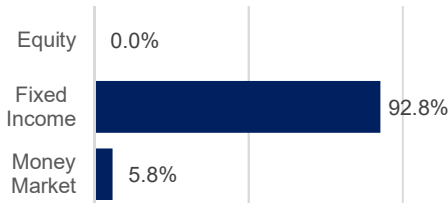
Performance Graph



Investment Policy

| | |
|--------------|------------|
| Fixed Income | 80% - 100% |
| Money Market | 0% - 20% |

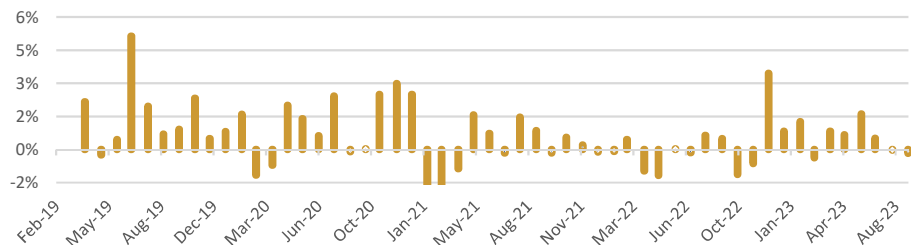
Asset Allocation



Historical Return

| | 1M | 3M | 6M | YTD | 1Y | 3Y | SI |
|-----------|--------|-------|-------|-------|-------|--------|--------|
| SFI | -0.17% | 0.31% | 3.45% | 4.35% | 6.94% | 15.40% | 43.38% |
| IBPA Govt | 0.08% | 1.64% | 5.74% | 7.30% | 9.98% | 24.62% | 50.80% |

Monthly Return



Top Holdings (in alphabetical order)

| | |
|--------|-------|
| FR0087 | 34.7% |
| FR0072 | 23.6% |
| FR0086 | 20.3% |
| FR0056 | 7.3% |
| PBS019 | 6.9% |

Disclaimer

INVESTMENT THROUGH MUTUAL FUND CONTAINS RISK. BEFORE DECIDING TO INVEST, PROSPECTIVE INVESTORS MUST READ AND UNDERSTAND THE PROSPECTUS. PAST PERFORMANCE DOES NOT GUARANTEE / REFLECT PERFORMANCE INDICATIONS IN THE FUTURE.

This Materials (the "Materials") have not been approved or rejected by the Financial Services Authority (Otoritas Jasa Keuangan), and OJK has not passed on or endorsed the merits of this Materials or the accuracy or the adequacy of the Materials.

The information contained herein has been compiled from sources that we believe to be reliable. No warranty, whether expressed or implied, is made to the accuracy or completeness of the information. This materials do not constitute offers or sales and are for information purposes only. In deciding whether to invest, you shall not rely on any information provided herein and should make your own investigations and is encouraged to seek assistance from, as well as consult to, experienced professionals in matters relating to investments. Shinhan Asset Management Indonesia as Investment Manager is registered and supervised by OJK.



PT Shinhan Asset Management Indonesia

Tel : +62 21 3952 5500

www.shinhan-am.co.id