

29 October 2021

Money Market Fund

Effective Date	25 June 2015
Effective Number	S-286/D.04/2015
Launch Date	12 August 2015
Currency	IDR
NAV/Unit (Rp)	1,397.8778
AUM (Rp bln)	663.81
Minimum Subs (Rp)	50,000
Current Unit NAV	474,869,939.2543
Periodic Update	Daily
Subscription Fee	≤0%
Redemption Fee	≤0%
Switching Fee	≤0%
Management Fee	≤2%
Custodian Fee	≤0.25%
Risks	Market Risk Redemption Risk Liquidity Risk Liquidity Risk
Custodian Bank	Bank Rakyat Indonesia
Bank ISIN Code	IDA0001024B9
Subs. Account No.	020601005811305 Bank BRI Cab. KCK Sudirman

Fund Manager

PT Henan Putihrai Asset Management is a full-fledged Fund Management Firm with deep comprehension and extensive experience in Indonesian capital market. Our humble start began in 1990 through the establishment of Henan Putihrai Sekuritas as one of IDX founding members of IDX. Our strategy and core competence have allowed us to consistently grow and survive the turbulence of economic cycle.

Fund Objective

To provide attractive investment return while providing ample liquidity in fulfilling cash requirements

Investment Policy

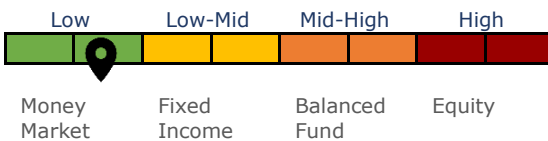
Money Market	100%
--------------	------

Portfolio Composite

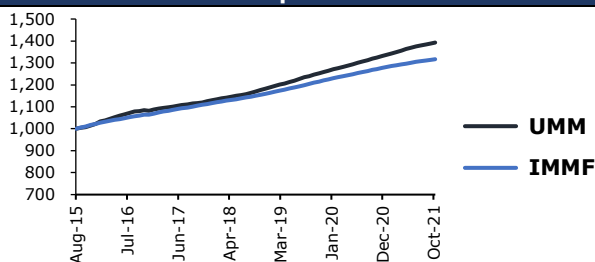
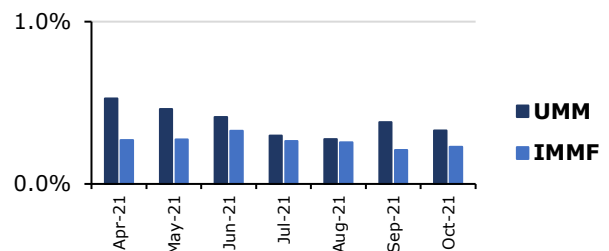
Fixed Income – MM	37%
Time Deposit	62%
Cash & Equivalent	1%

Holdings

1	Bank J-TRUST
2	Bank MAYAPADA
3	Bank MNC
4	Bank NOBU
5	Bank OK
6	Bank SAHABAT
7	SAMPOERNA
8	BMTR02ACN2
9	MFIN04ACN2
10	PPRO02ACN3
10	SMMF03

Risk Classification**Fund Performance**

	1M	3M	6M	YTD	1Y	3Y	5Y	Inception
HPAM ULTIMA MONEY MARKET	0.33%	0.99%	2.17%	4.16%	5.25%	18.43%	28.52%	39.79%
Infovesta Money Market Fund Index	0.23%	0.70%	157%	2.79%	3.54%	14.08%	23.85%	32.15%
Best Monthly Return	1.1%	29-Jan-16						
Worst Monthly Return	-0.28%	30-Nov-16						

Performance Since Inception**Monthly Performance****Access for Investors**

Prospectus
www.hpfinancials.co.id

Fund Ownership
<http://akses.ksei.co.id/>

Instagram
[@hpassetmanagement](https://www.instagram.com/hpassetmanagement)

Custodian Bank Profile

PT Bank Rakyat Indonesia (Persero) Tbk is one of the oldest bank in Indonesia, established in 1895 and is the biggest bank in micro lending in Indonesia. Bank Rakyat BRI received the license as custodian bank based on Bapepam-LK no KEP-91/PM/1996

Disclaimer

Before investing you should carefully consider the Fund's investment objectives, risks, charges and expenses. This fund may also allocate a portion of the portfolio to high risk assets which have high risk and return profile. This and other information are available through request for prospectus or at our company's website. The fund is subject to market risks (volatility) and may not be appropriate for short term investments. Holdings and Sector weightings are subject to constant changes without notice as deemed fit by the investment management team. This document is for sophisticated investor only and not intended for individual private investor. Performance data quoted represent past performance and is no guarantee of future results. Investment returns and principal values may fluctuate so that an investor's shares, when redeemed, may be worth more or less than their original cost. Current performance may be lower or higher than that shown. All return assume reinvestment of all dividend and capital gain distributions. Index performance is shown for illustrative purpose only. Conventional Non-bank institutions are prohibited from investing directly in index.

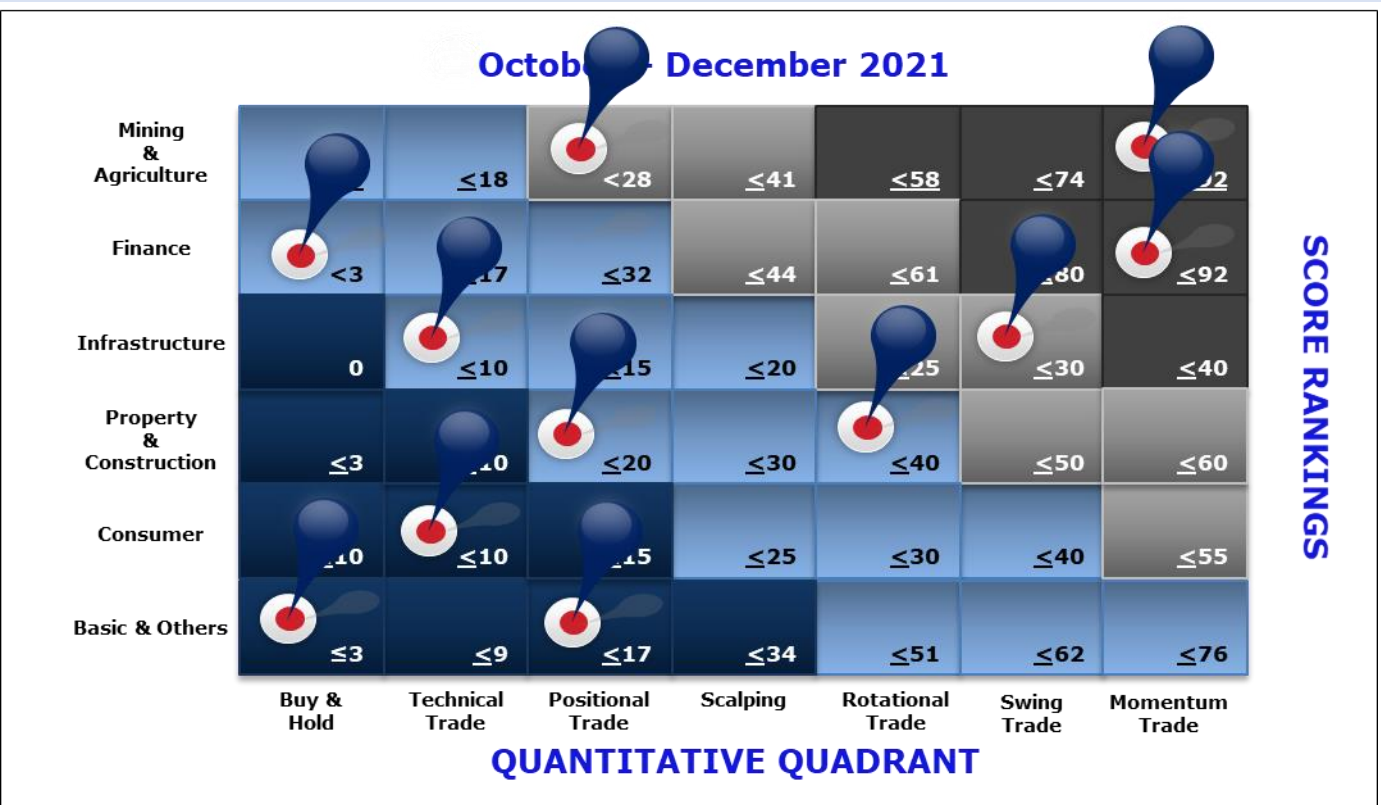
29 October 2021

Money Market Fund

Intrinsic Assessment Value

No	Variables	Ranks			Intrinsic	≤10%	≤30%	≤60%	≤90%
		1	2	3					
1	GCG Scoring	2	3	4	Ownership & Management				✓
2	Product Strength	1	2	4	Barriers to Entry		✓		✓
3	5 Year CAGRs	2	3	4	Growth vs. Industry		✓		✓
4	ROE & ROIC	1	3	4	Ratios vs. Industry		✓		✓
5	Yield Curve	1	3	4	Equal & Above the Curve				✓
6	Solvency	2	3	4	Debt Service Ratio				✓
7	Capital Structure	1	3	4	Equity vs. Debt Financing			✓	✓
8	Banking BUKU	1	2	4	BUKU 2 & 3		✓		
9	Net Foreign Flow	1	3	4	Foreign vs. Domestic Investors		✓		
10	Investment Grade	1	3	4	B- to A+			✓	
11	Relative Bond Price Performance	1	2	3	IDMA movement				✓
12	Market Liquidity	1	3	4	VWAP & MOSB			✓	✓
13	Yield to Maturity	2	3	4	BI Rate + 25-50 bps				✓
14	Interest Payment Cycle	1	3	4	Monthly & Quarterly	✓			
15	Settlement Date Target	1	3	4	T+1		✓		

Value @ Risk Matrix



PT. Henan Putihrai Asset Management
 Tamara Center Lt. 7 & 8, Jendral Sudirman 24
 Jakarta 12920, Indonesia
 (021) 2525775
www.hpfinancials.co.id