

29 October 2021

Equity Fund

Effective Date	20 January 2020
Effective Number	S-48/PM.21/2020
Launch Date	12 February 2020
Currency	IDR
NAV/Unit (Rp)	<b>1,017.9235</b>
AUM (Rp bln)	<b>654.56</b>
Minimum Subs (Rp)	100,000
Current Unit NAV	643,035,725.8582
Periodic Update	Daily
Subscription Fee	≤2%
Redemption Fee	≤5%
Switching Fee	≤3%
Management Fee	≤5%
Custodian Fee	≤0.12%
Risks	Market Risk Redemption Risk Liquidation Risk Liquidity Risk
Custodian Bank	Bank Rakyat Indonesia
Bank ISIN Code	IDA0001024B9
Subs. Account No.	<b>067101000689308</b> Bank BRI Cab. BEI

**Fund Manager**

PT Henan Putihrai Asset Management is a full-fledged Fund Management Firm with deep comprehension and extensive experience in Indonesian capital market. Our humble start began in 1990 through the establishment of Henan Putihrai Sekuritas as one of IDX founding members of IDX. Our strategy and core competence have allowed us to consistently grow and survive the turbulence of economic cycle.

**Fund Objective**

To achieve attractive long-term capital growth through investments in Syariah instruments available in the capital market & money market instruments

**Investment Policy**

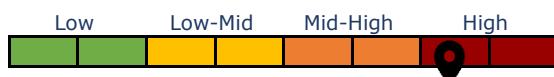
Equity	≥ 80%
Money Market	≤ 20%

**Portfolio Composite**

Equity	90%
Cash & Equivalent	10%

**Top Holdings (Alphabetical)**

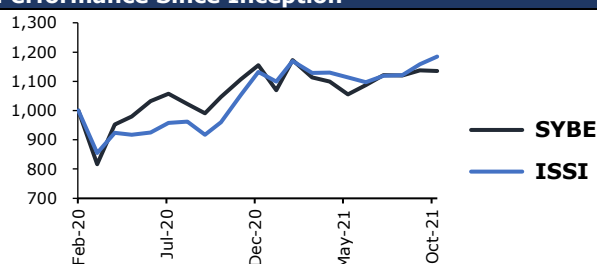
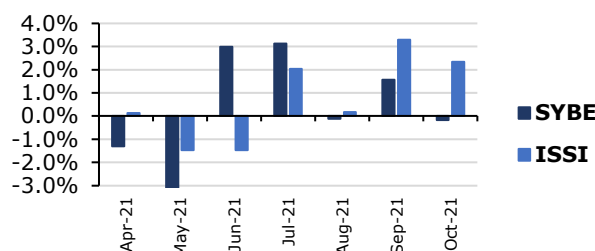
1	AKRA	Energy
2	BELL	Cons. Cyclical
3	BRPT	Basic Materials
4	EMTK	Technology
5	KPIG	Cons. Cyclical
6	MPMX	Cons. Cyclical
7	PRDA	Healthcare
8	SSIA	Infrastructures
9	TPIA	Basic Materials
10	UNTR	Industrials

**Risk Classification**

Money Market    Fixed Income    Balanced Fund    Equity

**Fund Performance**

	1M	3M	6M	YTD	1Y	3Y	5Y	Inception
HPAM SYARIAHBERKAH	-0.17%	127%	3.27%	-17%	8.52%	-	-	179%
Indeks Saham Syariah Indonesia	2.34%	5.90%	4.90%	4.68%	23.47%	-	-	9.15%
Best Monthly Return	16.68%	30-Apr-20						
Worst Monthly Return	-18.35%	31-Mar-20						

**Performance Since Inception****Monthly Performance****Access for Investors**

Prospectus  
[www.hpfinancials.co.id](http://www.hpfinancials.co.id)

Fund Ownership  
<http://akses.ksei.co.id/>

Instagram  
[@hpassetmanagement](https://www.instagram.com/hpassetmanagement)

**Custodian Bank Profile**

PT Bank Rakyat Indonesia (Persero) Tbk is one of the oldest bank in Indonesia, established in 1895 and is the biggest bank in micro lending in Indonesia. Bank Rakyat BRI received the license as custodian bank based on Bapepam-LK no KEP-91/PM/1996

**Disclaimer**

Before investing you should carefully consider the Fund's investment objectives, risks, charges and expenses. This fund may also allocate a portion of the portfolio to high risk assets which have high risk and return profile. This and other information are available through request for prospectus or at our company's website. The fund is subject to market risks (volatility) and may not be appropriate for short term investments. Holdings and Sector weightings are subject to constant changes without notice as deemed fit by the investment management team. This document is for sophisticated investor only and not intended for individual private investor. Performance data quoted represent past performance and is no guarantee of future results. Investment returns and principal values may fluctuate so that an investor's shares, when redeemed, may be worth more or less than their original cost. Current performance may be lower or higher than that shown. All return assume reinvestment of all dividend and capital gain distributions. Index performance is shown for illustrative purpose only. Conventional Non-bank institutions are prohibited from investing directly in index.

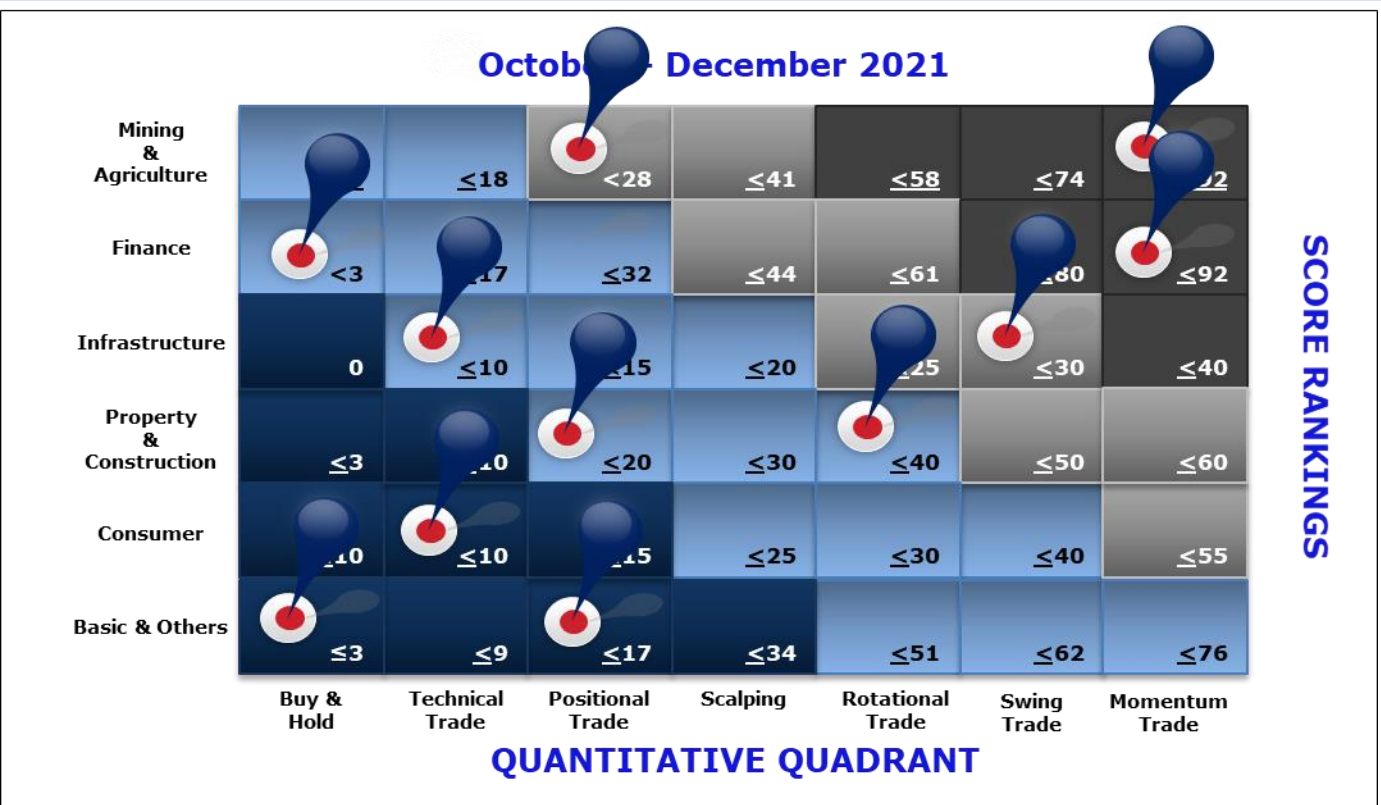
29 October 2021

Equity Fund

**Intrinsic Assessment Value**

No	Variables	Ranks			Intrinsic	≤10%	≤30%	≤60%	≤90%
		1	2	3					
1	GCG Scoring		2		3	4	Ownership & Management		
2	Product Strength		1		2	3	Barriers to Entry		
3	5 Year CAGRs		2		3	4	Growth vs. Industry		
4	ROE & ROIC		1		2	3	Ratios vs. Industry		
5	Yield Curve		2		3	4	Equal & Above the Curve		
6	Solvency		2		3	4	Debt Service Ratio		
7	Capital Structure		1		2	3	Equity vs. Debt Financing		
8	Net Foreign Flow		2		3	4	Foreign vs. Domestic Investors		
9	Relative Stock Price Performance		1		2	3	Beta Benchmarking		
10	Transactional Liquidity		2		3	4	Market Cap, Float, ADTV		
11	Stock Cycle		1		2	3	Momentum, RRG		
12	Dividend Yield	1	2		3	4	Ratios vs. Industry		
13	Dividend Cycle	1	2		3	4	Annual vs. Semiannual		
14	Payout Ratio Profile	1	2		3	4	3-5 years Performance DPR		

**Value @ Risk Matrix**



**PT. Henan Putihrai Asset Management**  
 Tamara Center Lt. 7 & 8, Jendral Sudirman 24  
 Jakarta 12920, Indonesia  
 (021) 2525775  
 www.hpfinancials.co.id